



Effective phonics, done simply.

Programme Guide

Approved
Phonics
Teaching
Programme



Department
for Education

Our whole-school programme, ready to teach.

Deliver robust phonics lessons without the stress.

- ✓ Provides **six levels of dynamic, phonics-centred materials** - bursting with planning, teaching PowerPoints, additional supporting resources to promote active engagement and a multisensory approach.
- ✓ Ensures **a structured approach to learning grapheme-phoneme correspondences (GPCs)** - progressing from simple to more complex knowledge and skills.
- ✓ Developed by experts to prepare children for the **statutory Year 1 Phonics Screening Check** - teacher-made content you can trust and rely on!
- ✓ Loved by children, teachers, teaching assistants and education leaders and **approved by the Department for Education**.

To access Twinkl Phonics, you'll need an Ultimate membership. Find out more about Ultimate [here](#).

All for only
£8.49 /month!
with our Ultimate
Membership



Take a look at our
homepage, to discover all
Twinkl Phonics has to offer.

Check it out - [Twinkl Phonics Homepage](#) >

Contents

Here for you, happy to help!

Twinkl Phonics Approach	4
Everything You Need	5
Sample Planning	6
Phonics Success for Every Child	7
A Wealth of Supporting Resources	8
Clear Progression	9
Fully-Decodable Reading Books	12
Training and Support	13
We're Here to Help	14
More Than Just Phonics...	15
Twinkl Phonics For Schools	16



If you're looking for something specific, click the page to be taken to the relevant section.



"It can be overwhelming at times, gathering content for phonics classes, checking it's all rigorous, well-paced, and covers everything you need, while also keeping children engaged. I love that Twinkl Phonics does all this for you, so you can deliver robust phonics lessons without the stress."

*Becki Porter,
Phonics Product Owner*

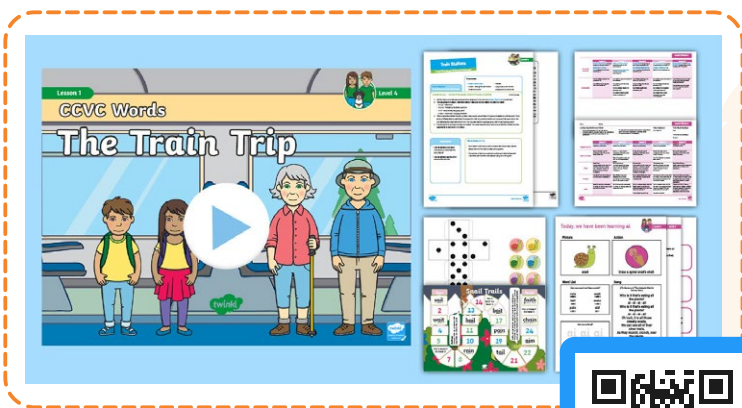

Twinkl Phonics Approach

A rigorous and proven multisensory approach.

Children can join in with the adventures of Kit, Sam and the Twinkl Phonics family, whilst receiving the vital building blocks of learning to read and write.

Our multisensory approach includes:

- ✓ Mnemonics, actions, handwriting formation rhymes and songs to **reinforce sound and letter recognition**.
- ✓ Engaging activities focused on **developing and applying reading and writing skills**.
- ✓ Active repetition to **ensure rapid recall of GPCs, common exceptions words**.



Free Bumper Taster Pack

Check it out -
scan to download



Everything You Need

Easily accessed and ready to use.

Twinkl Phonics is a complete systematic synthetic phonics programme, containing everything you need to teach effective phonics lessons.

Each Twinkl Phonics lesson has already been planned for you - all you need to do is teach. Lesson packs include:

- ✓ a lesson PowerPoint to guide you through the class;
- ✓ pupil workbooks - packed full of daily opportunities to practise and consolidate learning;
- ✓ follow-on activities that can be used flexibly to provide challenge, support guided reading or as home learning.

You'll also find a detailed planning document for each week, and fully-decodable mini-books matching the week's GPCs.

Lesson PowerPoint

Pupil Workbook

Weekly Lesson Plan

Decodable Minibook

“I love how systematic and organised the lesson packs are and that everything is covered properly. It means you can focus on actually teaching the children.”

Suzie, Twinkl Phonics Writer with 13 years teaching experience



Subscribe to **Twinkl Phonics**



Sample Planning

Thorough planning that saves you time.

All for only **£8.49 /month!** with our Ultimate Membership

Weekly learning objectives and outcomes clearly outlined

Focus GPCs, tricky words for reading and spelling

Learning Objective/Success Criteria:

- To learn the graphemes 'ai', 'ee', 'igh' and 'oa'.
- To blend to read words containing 'ai', 'ee', 'igh' and 'oa'.
- To segment to spell words containing 'ai', 'ee', 'igh' and 'oa'.

Focus Graphemes:
ai ee igh oa

Tricky Words (Reading):
was

Tricky Words (Spelling):
no, go, l

Date: _____ Group: _____		Level 3 Week 4			Level 3 Week 4	
Learning Objective/Success Criteria:		Focus Graphemes:			Tricky Words (Reading):	
		Lesson 2			Lesson 5	
	Revise all taught Level 3 graphemes and tricky words using flashcards.	Revise all taught Level 3 graphemes and tricky words using flashcards.	Revise all taught Level 3 graphemes and tricky words using flashcards.	Revise all taught Level 3 graphemes and tricky words using flashcards.	Revise all taught Level 3 graphemes and tricky words using flashcards.	Can children name the letters of the alphabet?
Revisit & Review		Sing Kit's alphabet song and point to the corresponding letters.		Play Kit's Alphabet to practise letter names.		Can children identify the grapheme 'oa'?
Teach	Snail Trails Teach reading tricky word 'was'. Introduce digraph 'ai' using story, mnemonic flashcard, action and song. Practise forming 'ai'.	The Cheeky Mice Introduce digraph 'ee' using story, mnemonic flashcard, action and song. Practise forming 'ee'.	Medieval Day Teach spelling tricky words 'no', 'go' and 'l'. Introduce trigraph 'igh' using story, mnemonic flashcard, action and song. Practise forming 'igh'.	The Boating Lake Introduce digraph 'oa' using story, mnemonic flashcard, action and song. Practise forming 'oa'.	We Will Get Them a... Orally segment Sam's Christmas present ideas, using known graphemes.	Can children blend together words containing 'oa'?
Practise	Play Snail Trails by blending to read the words containing 'ai'.	Play Nibbled Cheese by blending to read words containing 'ee' and matching them to the correct picture.	Play Muddled Shields by using the graphemes to spell words containing 'igh'.	Play Boating Lake Treasure Hunt by writing a word containing 'oa' for each piece of treasure that Kit and Sam collect.	Help Kit and Sam write ideas for their family's Christmas gifts by segmenting to spell words containing previously taught graphemes.	Can children form words containing the taught vowel digraphs?
Apply	Read the sentence containing 'ai' words to find out why Kit and Sam had to be quick.	Read the sentence containing 'ee' words to find out where the cheese has gone.	Write a sentence about what the...	Write a caption about why the boat is moving.	Create We Will Get Them a... book together. Support children to write captions or sentences for the book, using known graphemes and tricky words.	Can children segment to spell words containing previously taught graphemes?

Can children name the letters of the alphabet?

Can the children identify the grapheme 'oa'?

Can children blend together words containing 'oa'?

Can children form words containing the taught vowel digraphs?

Assessment questions for ongoing assessment

Clear overview of learning and activities for the whole week of phonics lessons

Decoders Interventions


Demystifying phonics to help every child achieve.

Keep track of every child's progression with simple-to-deliver assessment resources and reliable intervention programmes. Perfect for supporting those who need a boost or giving children the chance to be challenged.


- ✓ Find resources designed for any age.
- ✓ Easy to deliver and scripted to support all practitioners .
- ✓ Effective at engaging learners to ensure you quickly see great results.

All included
when you
subscribe to
Phonics

“Decoders provides a fresh take on phonics teaching specifically for Key Stage 2. It’s perfect for children who need to revisit phonics in an age-appropriate way.”
Simon, Twinkl Phonics Product Owner with 10 years teaching experience



Weekly session breakdown




Practice activity



Pupil workbook



Teacher guidance



Record sheets

Discover **Interventions** >

A Wealth of Supporting Resources

Everything you need to enhance phonics teaching.

Twinkl Phonics Supporting Resources provide everything you need to enhance your phonics teaching and help children apply phonics knowledge to learning across the curriculum.

- ✓ Find striking display and classroom resources, from flashcards to growing sound displays.
- ✓ Who said phonics couldn't be fun? Keep lessons lively physically active exercises and digital games. There's something for everyone.
- ✓ Use the seasonal activities and home learning booklet to keep learners keen all year round.

“As a member of SLT, I've looked at (and taught from) many phonics schemes. I've never found one stronger than Twinkl Phonics.”


Louise Maughan, Head Teacher



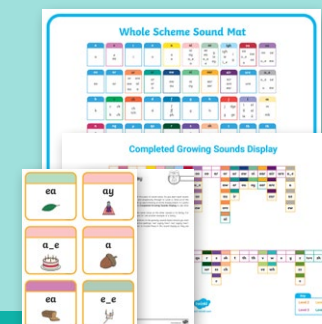
Mnemonics



Tricky words



Word booklets



Display packs

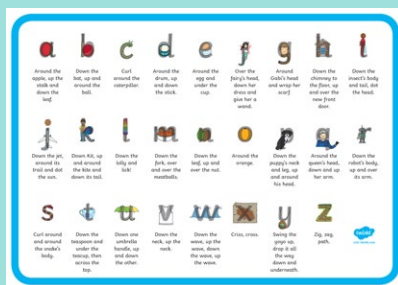
Explore our **supporting resources**



A Multisensory Approach

Engaging and interactive for all learners.

Twinkl Phonics uses sets of mnemonics, actions and songs, linking to sounds within Levels 2 and 3, to create as many multisensory hooks as possible for children learning new GPCs. We've also included flexible and creative follow-up activities in each pack.



Letter formation rhymes designed to help children conquer correct grapheme formations.



Easy physical actions to link with letters and mnemonics.



Follow-up activities, perfect as additional tasks in class, as part of home-learning, or for guided reading carousels.



Songs for each letter and sound in levels 2 and 3, as well as songs for supporting blending, segmenting and rapid recall of GPCs and tricky words.




Explore our **supporting resources** >

Level 1 Provision

Laying the foundations of phonological awareness.

Level 1 in the Twinkl Phonics scheme provides 36 weeks of flexible planning to help you deliver high-quality phonics learning to preschool children.

- ✓ There are seven aspects of early phonological awareness in Level 1. Each of these aspects is represented by one of Kit and Sam's toys.
- ✓ Each Level 1 week pack includes 5 small group activity cards, 5 large group activity cards, and weekly plan and assessment sheets for the small group activities.
- ✓ Over the 36 weeks, the activities and concepts gradually become more complicated, at a speed to match children's understanding.



Crash

Aspect 1
Environmental Sounds



Ted

Aspect 2
Instrumental Sounds



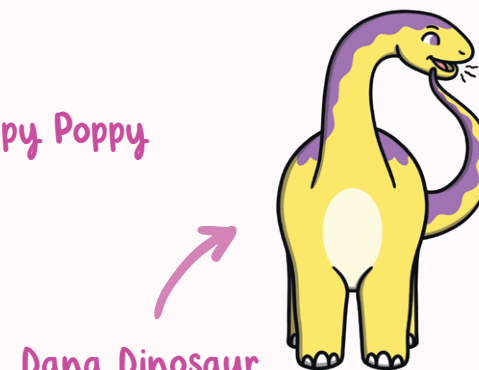
Captain Stomp

Aspect 3
Body Percussion



Hoppy Poppy

Aspect 4
Rhythm and Rhyme



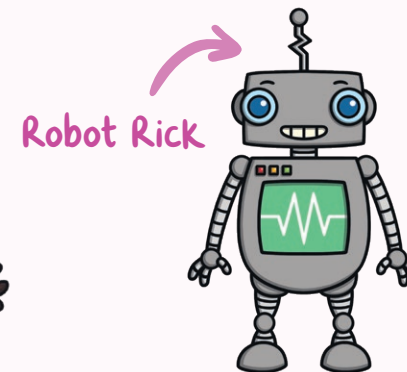
Dana Dinosaur

Aspect 5
Alliteration



Pam

Aspect 6
Voice Sounds



Robot Rick

Aspect 7
Oral Blending and Segmenting

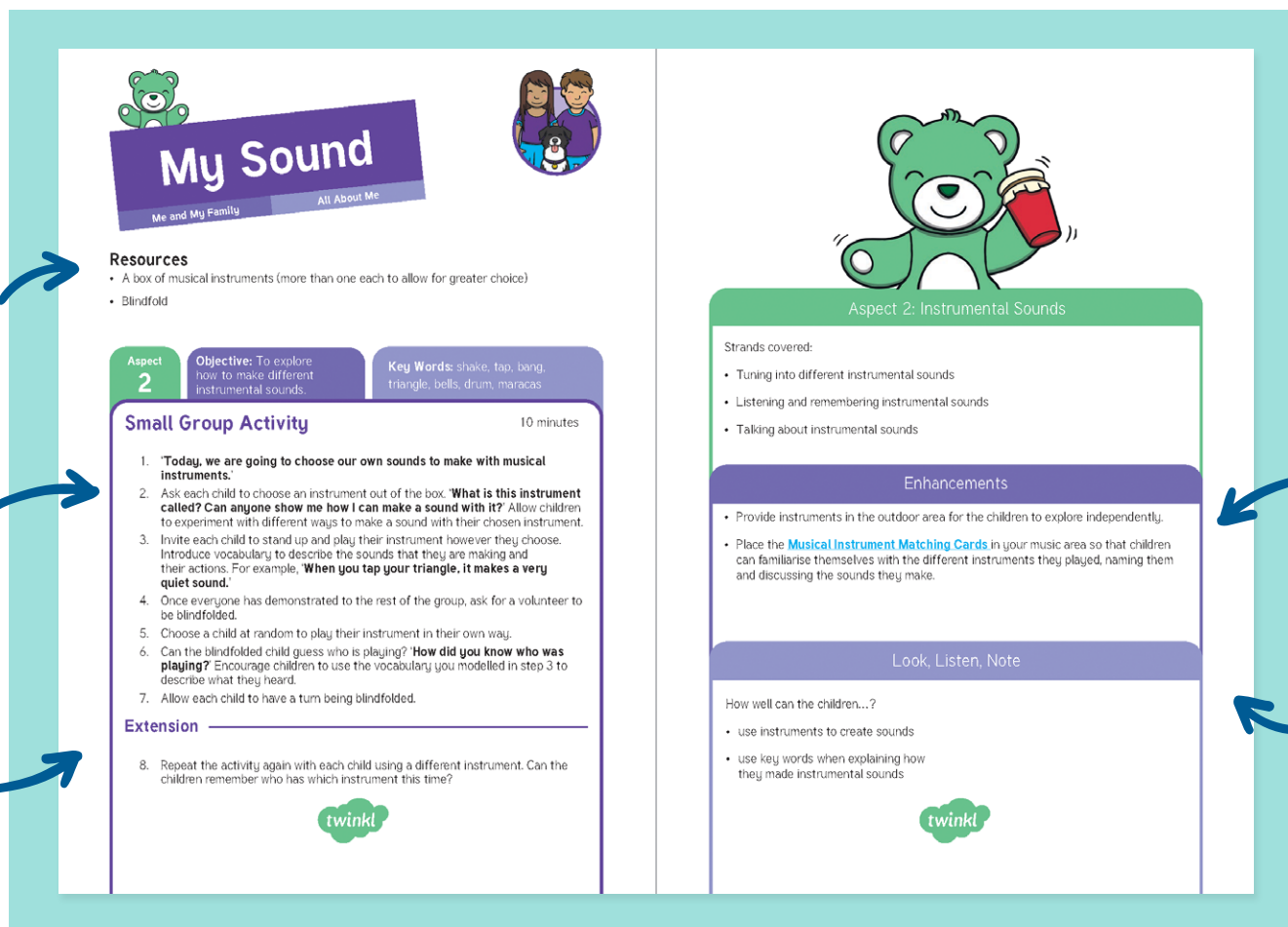
Level 1 Activity Cards

Laying the foundations of phonological awareness.

Weekly learning objectives and outcomes clearly outlined

Step-by-step instructions to help you lead activities.

Extension activities for children who need an extra challenge.



My Sound
Me and My Family | All About Me

Resources

- A box of musical instruments (more than one each to allow for greater choice)
- Blindfold

Aspect 2 | **Objective:** To explore how to make different instrumental sounds. | **Key Words:** shake, tap, bang, triangle, bells, drum, maracas

Small Group Activity 10 minutes

1. **Today, we are going to choose our own sounds to make with musical instruments.**
2. Ask each child to choose an instrument out of the box. **What is this instrument called? Can anyone show me how I can make a sound with it?** Allow children to experiment with different ways to make a sound with their chosen instrument.
3. Invite each child to stand up and play their instrument however they choose. Introduce vocabulary to describe the sounds that they are making and their actions. For example, **When you tap your triangle, it makes a very quiet sound.**
4. Once everyone has demonstrated to the rest of the group, ask for a volunteer to be blindfolded.
5. Choose a child at random to play their instrument in their own way.
6. Can the blindfolded child guess who is playing? **How did you know who was playing?** Encourage children to use the vocabulary you modelled in step 3 to describe what they heard.
7. Allow each child to have a turn being blindfolded.

Extension

8. Repeat the activity again with each child using a different instrument. Can the children remember who has which instrument this time?

Aspect 2: Instrumental Sounds

Strands covered:

- Tuning into different instrumental sounds
- Listening and remembering instrumental sounds
- Talking about instrumental sounds

Enhancements

- Provide instruments in the outdoor area for the children to explore independently.
- Place the **Musical Instrument Matching Cards** in your music area so that children can familiarise themselves with the different instruments they played, naming them and discussing the sounds they make.

Look, Listen, Note

How well can the children...?

- use instruments to create sounds
- use key words when explaining how they made instrumental sounds

Ideas for ways you can expand lessons.

Assessment questions to help you gauge whether children have grasped learning objectives.

Clear Progression

EYFS Coverage.

Level 1	Aspect 1 Tuning into Environmental Sounds	Aspect 2 Tuning into Instrumental Sounds	Aspect 3 Tuning into Body Percussion	Aspect 4 Rhythm and Rhyme	Aspect 5 Alliteration	Aspect 6 Voice Sounds	Aspect 7 Oral Blending and Segmenting
	Grapheme Phoneme Correspondence				Tricky Words		
Level 2	s a t p i n m d g o c k c k e u r h b f f l l s s				to the no go l		
Level 3	j v w x y z z z q u c h s h t h n g a i e e i g h o a o o o o a r o r u r o w o i e a r a i r u r e e r				he she we me be was my you they here all are		
Level 4	Blending and segmenting words with adjacent consonants				said so have like come some were there little one do when out what		

Find out more in our [Teaching and Learning Overview](#) >

Clear Progression

KS1 Coverage.

	Grapheme Phoneme Correspondence		Common Exception Words	
Level 5	'ay' saying /ai/ 'oy' saying /oi/ 'ie' saying /igh/ 'ea' saying /ee/ 'a_e' saying /ai/ 'e_e' saying /ee/ 'i_e' saying /igh 'o_e' saying /oa/ 'u_e' saying /oo/ and /yoo/ 'ou' saying /ow/ Long vowel sounds ' ch' saying /c/ and /sh/ ir' saying /ur/ 'ue' saying /yoo/ and /oo/ 'ew' saying /yoo/ and /oo/ 'y' saying /ee/ 'aw'/'au' saying /or/	'ow'/'oe' saying /oa/ 'wh' saying /w/ 'c' saying /s/ 'g' saying /j/ 'ph' saying /f/ 'ea' saying /e/ 'ie' saying /ee/ Adding -ed Adding -s and -es Adding -er and -est (adjectives) 'tch' saying /ch/ Adding -ing and -er (verbs) 'are' saying /air/ 'ear' saying /air/ Unspoken 'e' 'ore' saying /or/ Adding un-	could, should would, want oh, their Mr, Mrs love, your people, looked called, asked water, where who, why thought, through work, house many, laughed because, different any, eye friend, also	once, please live, coming Monday, Tuesday Wednesday, brother more, before January, February April, July scissors, castle beautiful, treasure door, floor bought, favourite autumn, gone know, colour other, does talk, two

Find out more in our [Teaching and Learning Overview](#)



Clear Progression

KS1 Coverage.

	Grapheme Phoneme Correspondence		Common Exception Words	
Level 6	'y' saying /igh/ 'dge'/'ge' saying /j/ -es to words ending in y 'gn'/'kn' saying /n/ -ed, -ing to words ending in y 'wr' saying /r/ -le -er, -est to words ending in y -el -al, -il -ed, -er to words ending in e 'eer' saying /ear/ ture -est, -y to words ending in e	'mb' saying /m/ 'a' and 'al' saying /or/ -ing, -e d to CVC, CCVC words 'o' saying /u/ 'ey' saying /ee/ -er, -est, -y to CVC, CVCC words contractions " 'war' saying /wor/ 'wor' say- ing /wur/" suffixes -ment, -ness 's' saying /zh/ " 'wa' saying /wo/ 'qua' saying /quo/" tion suffixes -ful, -less, -ly homophones/near homo- phones prefixes dis-	door, floor bought, favourite autumn, gone know, colour other, does talk, two four, eight world, work poor, great break, steak busy, clothes whole, listen build, earth delicious, fruit learn, search	famous, shoe pretty, neighbour England, tongue group, country heart, dangerous special, enough aunt, father prove, improve hour, move sure, sugar half, quarter straight, touch caught, daughter journey, area heard, early

Find out more in our [Teaching and Learning Overview](#)



Fully-Decodable Reading Books

Rhino Readers and Twinkl Phonics – the Decoding Dream Team.

Rhino Readers is an exciting, original collection of engaging fully decodable books. Perfectly aligned with Twinkl Phonics, 'the collection will grow to cover levels 1 to 6; it's the perfect reading scheme.

- ✓ Read the books in three different ways; read our on-site e-books, the books on the Rhino Readers app, or (from June 2022), you'll also be able to order complete sets of books for your class.
- ✓ Our stories reflect the world in which we live, promote diversity and keep 21st century readers turning pages. Fiction, non-fiction, poetry, quiz books, fabulous illustrations - we have it all!
- ✓ The books are fully-decodable, meaning that, as they read, children will only encounter the sounds and tricky words they've already learnt at their stage of the scheme.



Our books at your fingertips through the **Rhino Readers app**.



FREE!
Rhino Readers eBooks are included when you subscribe to Twinkl Phonics!

Subscribe to Twinkl Phonics >

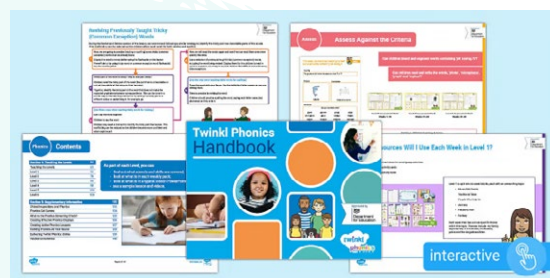
Training and Support

Become an expert fast with our simple and affordable training.


Access our free training.



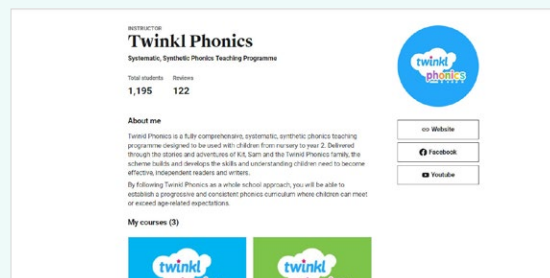
Head to this [training guide](#) to learn more about the training sessions available.



Download this [handbook](#) for in-depth instructions on how to use Twinkl Phonics.



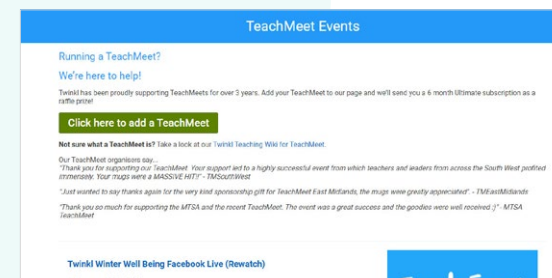
Get continued support from the Twinkl Phonics Team through the [Twinkl Phonics Schools Support Facebook Group](#).



Follow our free self-study training with [Udemy](#).

All this for FREE!

Get personalised support.



Go to [TeachMeet](#) to book a virtual training session for an individual.



Or, arrange an in-person or virtual schools training session with the phonics team directly via the email phonics.training@twinkl.co.uk.

These include additional costs

Have More Questions About Twinkl Phonics?

Every minute. Every day. We're here for you.

No matter where you are, or when you need us, we're ready to help.

- ✓ Our TwinklCares Teams are here to help **7 days a week, 365 days a year.**
- ✓ Email, web chat, tweet us, give us a call - whatever works for you. Call us on **+44 (0) 114 303 2951** or email us at **twinklcares@twinkl.co.uk**

Enquiring for a School?

- ✓ We're available **08:00 - 17:00 BST**
- ✓ Call us on **+44 (0)114 303 2974** or email us at **schools@twinkl.co.uk**

Check out our **FAQs** page for quick solutions.



"It's amazing that we have qualified, experienced teachers on the TwinklCares team, so they can provide informed support, as well as empathise with whatever our members are going through."

Leon, Twinkl Chief Customer Officer



"My favourite part of the job is that I get to use my teaching knowledge to help those who teach. I was a KS2 teacher myself, so I understand how time-consuming lesson planning can be."

Michaela, TwinklCares Team Leader



"I love speaking to educators. Helping them to make the most of the site and the resources we have to offer is my favourite part of the job, I'm always happy to help."

Georgia, TwinklCares Support Team




Get to know some of
our TwinklCares team

Check it out - click here to visit **TwinklCares** >

More Than Just Phonics...

Unlimited downloads, resources and more.

Twinkl Phonics is only available to Ultimate members, but it's just a tiny part of Ultimate's power.

-  In PlanIt, Move and Life, you'll find complete schemes of teaching, including planning and assessment materials to help you deliver engaging, curriculum-aligned classes.
-  Harness the power of technology with Go, AR Models and Twinkl Apps - we've developed fascinating new ways to bring learning to life.
-  Use Twinkl Create to tailor our resources to the exact needs of your learners, or make your own from scratch.

Want access to all this and more? Then **Ultimate's the membership** for you. Use lesson plans aligned with your curriculum, unleash the power of interactivity with AR technology, share original storybooks that lend themselves to lessons; whatever you need, we've got you covered.

Other members love our Ultimate Membership Most Popular

	Ultimate	Extra	Core
	Full Access	Select	Select
	Select	Select	Select
Access our 600,000+ resource collection or create your own!			
Care+	24/7 Support. Customised resources for you.	✓	✓
Class	Classic collection - Access to a vast range of teaching materials for birth to 16.	✓	✓
twinkl Create	Personalise resources for your setting with Twinkl Create!	✓	✓
twinkl Originals	Originals - Access to original digital story books and teaching materials.	✓	✓
Inclusion	Supportive materials for children with individualised needs.	✓	✓
Apps	Access to a range of educational apps	✓	✓
twinkl Originals	Resources you need to effectively lead, put together in a time-saving format.	✓	✓
Award-winning planning and assessment materials!			
twinkl Originals	Foundation - Access to planning and assessment materials for the EYF.	✓	✓
PlanIt	PlanIt - Access to our award-winning scheme of work for KS2 & KS2 NC aims.	✓	✓
twinkl Originals	Imagine - A daily photo to enhance your teaching with inspiring activities.	✓	✓
Go all-in with our other popular resource collections!			
twinkl Originals	16-18 Maths - Same-Day Maths interventions, 11-16-18 SATs and SATs and Phonics Screening Survival tools.	✓	✓
twinkl Originals	A whole school approach to revolutionise handwriting teaching.	✓	✓
twinkl Originals	Book Club - Our original story books, printed and delivered to your door.	✓	✓
twinkl Originals	A trusted news feed for young readers, with ready-to-teach curriculum resources.	✓	✓
twinkl Originals	Move+ - A complete collection of PE planning from Reception to KS2.	✓	✓
twinkl Originals	Go! - Interactive resources for a computer, tablet or mobile.	✓	✓
twinkl Originals	Our whole school, DfE approved systematic synthetic phonics programme has everything you need to make phonics a joy!	✓	✓
twinkl Originals	Create an environment that puts wellbeing first.	✓	✓
twinkl Originals	A collection of greeting cards and party packs to help you celebrate any occasion with your loved ones.	✓	✓
twinkl Originals	Engage your children with their learning in a fun and interactive way with our range of AR and augmented reality models. Real objects appear in the real world in front of your very eyes.	✓	✓
twinkl Originals	Rhino Readers Reading Scheme - A collection of digital, phonics-led reading books.	✓	✓
twinkl Originals	Access to all secondary resources available on Twinkl!	✓	✓

All for only **£8.49 /month!** with our Ultimate Membership

I want unlimited downloads >

Twinkl Phonics For Schools

A whole-school solution.

Twinkl is here to empower and equip every school and organisation to thrive by providing:

- ✓ Our approved DfE Phonics scheme as part of our Ultimate Schools Membership, providing everything you need to make teaching phonics a breeze.
- ✓ A complete resourcing solution - Everything, under one membership and in one easy-to-access place, providing products and resources across the entire curriculum, with support in every role, at every level.
- ✓ Teacher-created products help ease workloads and balance wellbeing across your entire school.
- ✓ Support from qualified teachers, helping you stay up to date with the latest topics and curriculum changes.

“As a member of SLT, I’ve looked at (and taught from) many phonics schemes. I’ve never found one stronger than Twinkl Phonics.”

Louise Maughan, Head Teacher



Contact the Schools Team





Effective phonics, done simply.